



SASS

Welcomes you to the

2023 TENNESSEE STATE SASS CHAMPIONSHIP "THE REGULATORS RECKONING"


Sponsored by



VISTA
OUTDOOR

HUNTERS **HD**
GOLD 

They **CHANGE** so you don't have to.





THE REGULATORS RECKONING

Welcome, Cowboys, Cowgirls and Buckaroos!

Thank you for being a part of the 19th **Regulators Reckoning and 2023 Tennessee State SASS Championship** at Wartrace. We hope you will find this a fun shoot and place us on your calendar for next year. The only thing more important than a “Fun Shoot” is a “**Safe Shoot**”. Please read the enclosed information so there is no misunderstanding of the rules for safety. Remember, **THE SPIRIT OF THE GAME PREVAILS!**

This match is sanctioned and sponsored by **SASS**, the **Single Action Shooting Society**. **SASS** guidelines will be strictly enforced.

Each competitor is responsible for his or her competence with firearms, as this match is not designed to be a beginner’s match. You are a safety officer, responsible for your conduct, your guest’s conduct, and others within your influence. You must always follow range rules.

Spectators, please be aware of these range rules: Alcoholic beverages allowed only at the Thursday and Friday night dinners. Ear and Eye protection is mandatory within line of sight of the shooting areas. **ONLY REGISTERED SHOOTERS AND VENDORS WITH BADGES MAY WEAR FIREARMS.**

The Friday night dinner is held on the range at 5:00 pm. We will have door prizes and Side Match awards on Friday night. We do allow adult beverages at the Friday night dinner. It is BYOB. No guns, please.

The Saturday night banquet and awards dinner will be held at the Bell Buckle Banquet Hall in Bell Buckle, TN. Directions are in your shooters packet. Social hour begins at 6:00 pm. It is BYOB (Wine and liquor must be checked in at the bar. Beer can be taken to your table). Dinner begins at 6:30 pm. No guns, please.

The information presented in this handbook is subject to change. So please listen to the announcements and verbal instructions from the Match Director, Safety Officer, and Posse Marshals.

Have a rip-roaring fun time!

Your hosts,
The Wartrace Regulators

2023 Regulator Reckoning Important Times

Thursday, June 1, 2023

8:00 AM – 3:30 PM Check-in & Shooter Packet Pick-up
9:30 AM – 3:30 PM Side Matches
10:00 AM – 3:30 PM Vendors Open
8:30 AM – 8:45 AM Wild Bunch/Black powder Safety Meeting
8:45 AM - 12:45 PM Wild Bunch/Black powder Match
1:00 PM - 1:15 PM Warmup Safety Meeting
1:15 PM - Warmup Match
3:30 PM - 5:00 PM Team Side Match

Friday, June 2, 2023

8:00 AM – 9:30 AM Check-in & Shooter Packet Pick-up
9:30 AM–10:00 AM Mandatory Shooters' Meeting
10:00AM - 3:00 PM Shoot 6 Main Stages
8:00 AM – 4:00 PM Vendors Open
3:00 PM – 4:30 PM Man on Man Side Match (Open to all shooters)
5:00 PM - Dinner at Range, Door Prizes/ Side Match Awards

Saturday, June 3, 2023

9:00 AM-2:30 PM Shoot 6 Main Stages
9:00 AM – 4:00 PM Vendors Open
6:00 PM - 6:30 PM Social Gathering, Bell Buckle Banquet Hall
6:30 PM - 8:00 PM Banquet Dinner, Bell Buckle Banquet Hall
8:00 PM - Door Prizes and Main Match Awards

Due to new liquor license requirements Wine and Liquor must be checked in at the bar.
Beer is allowed to be taken to your table.

2023 Regulator Reckoning Side Matches

Thursday, June 1, 2023, 9:30 AM to 3:30 PM

Speed events shoot all you want; best time counts for score.

Long range 1st run through counts for score.

Dance Hall Stage 1

Derringer/Pocket Pistol Derringer 2 rounds, Pocket Pistol 5 rounds
Shoot the Rope

Death Valley Stage 2

4 Gun – 1 rifle 10 rounds
 2 pistol 10 rounds
 1 shotgun 4+ rounds

Trestle Stage 3

Speed Pistol – Traditional Style (2 guns) 10 rounds
Speed Pistol – Duelist Style (2 guns) 10 rounds
Speed Pistol – Gunfighter Style (2 guns) 10 rounds

Livery Stable Stage 4

Speed Rifle 10 rounds
Speed 22 Rifle 10 rounds

Corral Stage 5

Speed Shotgun – 1897 Pump 6+ rounds
Speed Shotgun – Hammerless Double 6+ rounds
Speed Shotgun – Hammered Double or Lever '87 6+ rounds

Long Range Pavilion

Long Range rifle – pistol caliber 2 sight in, 5 for score
Long Range rifle – lever action rifle caliber 2 sight in, 5 for score
Long Range rifle – single shot rifle caliber 2 sight in, 5 for score
Long Range pistol – SASS legal pistol 3-5 sight in, 10 for score

Cemetery

3:30 – 5:00 Team Match

Friday 2, 2023 when main match stages have ended till 5:00

Cemetery

Man on Man Match (every shooter can participate)

A prize will be awarded for the best male and female in each category. The exceptions are for the Long Range, Man on Man and Team Match, cowboys and cowgirls shoot in the same category.

THE REGULATORS RECKONING 2023 SHOOTING SCHEDULE

Friday, June 2

SAFETY MEETING AT 9:30AM SHOOTING STARTS AT 10:00AM

Time	10:00					
Stage						
1	Posse 1	Posse 6	Posse 5	Posse 4	Posse 3	Posse 2
2	Posse 2	Posse 1	Posse 6	Posse 5	Posse 4	Posse 3
3	Posse 3	Posse 2	Posse 1	Posse 6	Posse 5	Posse 4
4	Posse 4	Posse 3	Posse 2	Posse 1	Posse 6	Posse 5
5	Posse 5	Posse 4	Posse 3	Posse 2	Posse 1	Posse 6
6	Posse 6	Posse 5	Posse 4	Posse 3	Posse 2	Posse 1
8	Posse 8	Posse 15	Posse 13	Posse 11	Posse 10	Posse 9
9	Posse 9	Posse 8	Posse 15	Posse 13	Posse 11	Posse 10
10	Posse 10	Posse 9	Posse 8	Posse 15	Posse 13	Posse 11
11	Posse 11	Posse 10	Posse 9	Posse 8	Posse 15	Posse 13
13	Posse 13	Posse 11	Posse 10	Posse 9	Posse 8	Posse 15
15	Posse 15	Posse 13	Posse 11	Posse 10	Posse 9	Posse 8

Saturday, June 3

NO SAFETY MEETING GO TO YOUR 1ST STAGE OF THE DAY

Time	9:00					
Stage						
1	Posse 8	Posse 13	Posse 12	Posse 11	Posse 10	Posse 9
2	Posse 9	Posse 8	Posse 13	Posse 12	Posse 11	Posse 10
3	Posse 10	Posse 9	Posse 8	Posse 13	Posse 12	Posse 11
4	Posse 11	Posse 10	Posse 9	Posse 8	Posse 13	Posse 12
5	Posse 12	Posse 11	Posse 10	Posse 9	Posse 8	Posse 13
6	Posse 13	Posse 12	Posse 11	Posse 10	Posse 9	Posse 8
8	Posse 1	Posse 6	Posse 5	Posse 4	Posse 3	Posse 2
9	Posse 2	Posse 1	Posse 6	Posse 5	Posse 4	Posse 3
10	Posse 3	Posse 2	Posse 1	Posse 6	Posse 5	Posse 4
11	Posse 4	Posse 3	Posse 2	Posse 1	Posse 6	Posse 5
13	Posse 5	Posse 4	Posse 3	Posse 2	Posse 1	Posse 6
15	Posse 6	Posse 5	Posse 4	Posse 3	Posse 2	Posse 1

1 – DANCE HALL
2 – DEATH VALLEY
3 - TRESTLE
4 - LIVERY STABLE
5 - CORRAL
6 – MINE SHAFT

8 – FORT
9 – JERSEY LILLY
10 – CANTINA
11 – WELLS FARGO
13 – GRAFTON'S
15 – GALLOWS

GENERAL RULES AND REGULATIONS

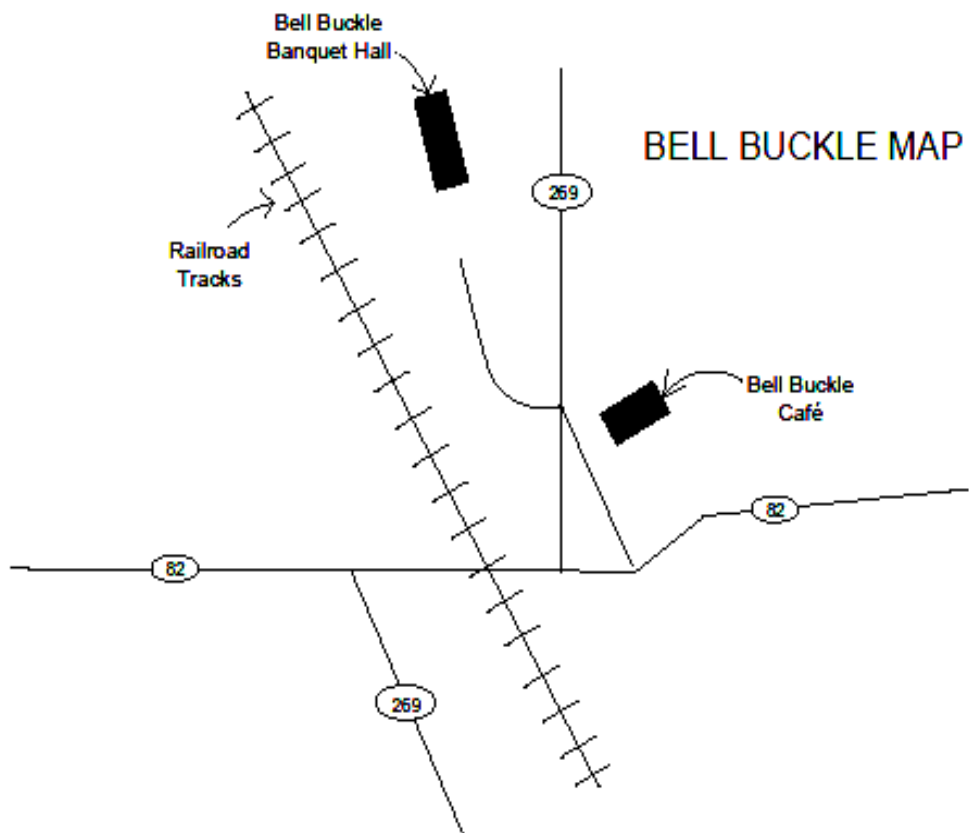
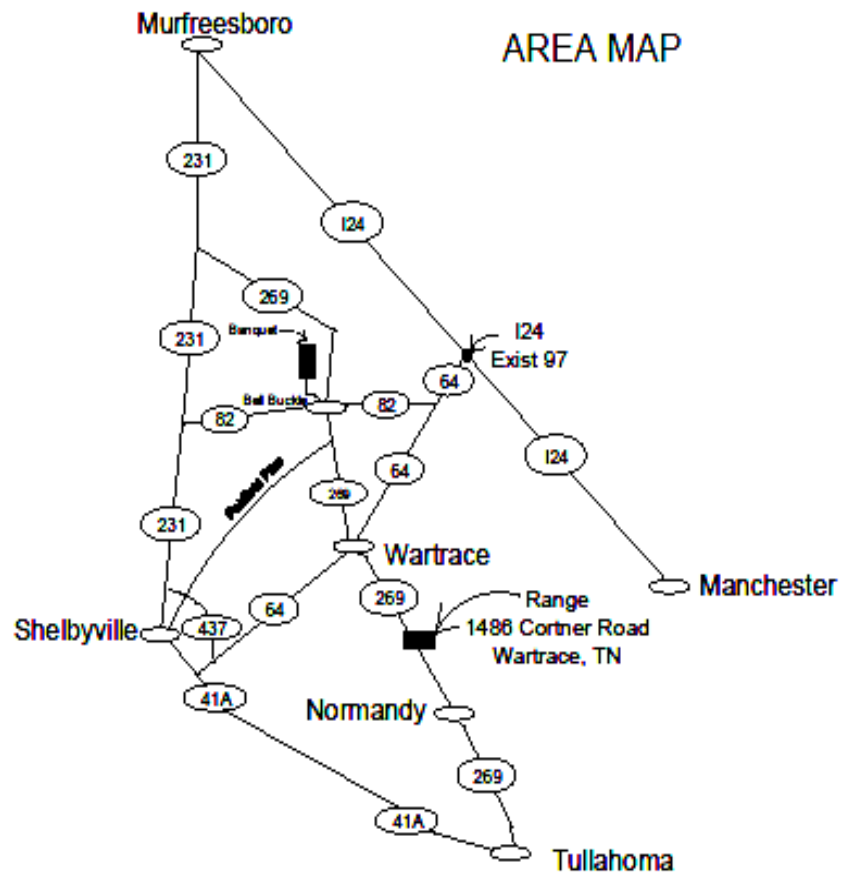
- No alcoholic beverages are allowed on the property.
(Allowed only during Thursday and Friday night dinner.)
- No one will be allowed to shoot if, in the judgment of the range officer, they are impaired.
- All shooters must be **SASS** members in good standing.
- Pistols must be holstered, and actions always open on long guns off the firing line.
- Firearms may only be loaded when at the loading table and on the firing line.
- All shooters and spectators must wear ear and eye protection.
- All shooters are expected to be familiar with all **SASS RULES**.
- All shooters must abide by the decision of the range officer.
- Unsafe firearm handling will not be tolerated.

OTHER IMPORTANT THINGS WE THINK YOU OUGHTA KNOW!

- The schedule assumes there are three minutes “Beep to Beep” for each shooter, including all the overhead of understanding the stage; checking the targets for correct alignment; getting folks loaded; etc.
- Our shooting schedule on Friday and Saturday will allow time between individual shooters for brass pickup if shooting is not delayed. Brass or shot shells beyond the firing line **CANNOT** be retrieved.
- This notice is to inform all participants and spectators that your picture may be published in the newspaper or other publications. If you have objections to this, please inform us at the check-in station. Photos remain the property of the **Wartrace Regulators** with all publication rights. So, remember to smile, you may be on camera.

Wartrace Regulator Range Rules

- This is a muzzle up action open range as soon as weapons are removed from the case and until placed back in the case.
- Eye and ear protection must be worn by shooters and spectators.
- Pistol or rifle round over the berm is a **MATCH DQ** at the Wartrace Regulator Range.
- All props are non-expendable. This includes staging tables.
- Shooting position is defined as being close enough to shelf or table to ground a gun by taking only one step.
- This is a **SASS** match all **SASS** rules apply.
- Total Time scoring system is used.
- Disqualified for a stage Total stage targets x 5 + 30
- Failure to complete a stage Total stage targets x 5 + 30
- Failure to shoot a stage Total stage targets x 5 + 30
- 2 stage DQ's = Match DQ
- 2 DNF's = Match DQ
- Match DQ Total match targets x 5 + 30
- Tie Breaker = Number of misses and penalties (least # places higher)





Sturm, Ruger & Co., Inc. is one of the nation's leading manufacturers of rugged, reliable firearms for the commercial sporting market. With products made in America, Ruger offers consumers almost 800 variations of more than 40 product lines, across both the Ruger and Marlin brands. For almost 75 years, Sturm, Ruger & Co., Inc. has been a model of corporate and community responsibility. Our motto, "Arms Makers for Responsible Citizens®," echoes our commitment to these principles as we work hard to deliver quality and innovative firearms.

SASS® RUGER VAQUERO®

ORIGINAL OLD WEST SINGLE-ACTION LOOK, SIZE AND FEEL.



Model:	5133
Caliber:	357 Mag
Capacity:	6
Barrel Length:	4.62"



Model:	5134
Caliber:	45 Colt
Capacity:	6
Barrel Length:	5.50"

Marlin  Long Live the Lever Gun™

Copyright © 2023 by Sturm, Ruger and Co., Inc.

<https://www.ruger.com/>



EXPLORE OUR BRANDS



Vista Outdoor is the parent company of 41 renowned brands that design, manufacture and market sporting and outdoor products.

We serve a broad and diverse range of consumers around the globe, including outdoor enthusiasts, golfers, cyclists, backyard grillers, campers, hunters, recreational shooters, athletes, as well as law enforcement and military professionals.

Headquartered in Anoka, Minnesota, we operate in dozens of locations and employ nearly 6,000 skilled employees worldwide.

Our global footprint includes multiple manufacturing and distribution facilities across the U.S., Canada, Mexico and Puerto Rico in addition to international customer service, sales and sourcing operations in Asia, Canada and Europe.

We are passionate about our purpose, vision and commitments. We tirelessly evolve our products in ways that match the drive of the people who put them to work in the field, on the course, in the wild and on the battlefield.

At Vista Outdoor we are uplifted by our employees and their spirit of dedication, conservation and innovation. Our consumers, people and love of the outdoors drive us forward in our mission to bring the world outside so that we can bring them closer together.

<https://vistaoutdoor.com/brands/>



<https://huntershgold.com/>

When shopping with Hunters HD Gold, we can customize your favorite frames, or you can pick a pair from our shop and then choose your lenses! If you are looking for a new pair of glasses, check out our new "Modern" Frames!
Made in America in the Great State of Alabama

The warm transparency of Hunters HD Gold® was designed to offer contrast and clarity to the viewer by bringing all colors into the eye's most comfortable range of light. This gives the shooter 30 minutes more visible light in the morning and the evening. The medical dye helps with night blindness, macular degeneration and SAD (Seasonal Affective Disorder). Hunters HD Gold blocks 100% UVA, UVB and Blue Light. Hunters HD Gold® is healthy for your eyes.

Photochromic lenses are light knowledgeable optical lenses that darken on exposure to specific types of light of sufficient intensity, most commonly ultraviolet (UV) radiation. An added benefit of photochromic lenses is that they shield your eyes from 100 percent of the sun's harmful UVA and UVB rays. They typically take around 30 seconds to fully darken and approximately 2 - 5 minutes to return to a golden state. They Change So You Don't Have To™

In 2001, PPG Industries (Pittsburgh, Penn.) introduced a rival lens material called Trivex®. Performance properties include crisp, clear vision, lightweight comfort with strength and protection. Trivex® are thin and more impact-resistant than regular plastic or polycarbonate with 43% more light transmission. Trivex® was originally developed for the military, as visual armor.

Anti-reflective coating (also called "AR coating" or "anti-glare coating") **improves vision and reduces eyestrain**. These benefits are due to the ability of AR coating to virtually **eliminate reflections** from the front and back surfaces of your eyeglass lenses. With reflections gone, more light passes through your lenses to optimize **visual acuity with fewer distractions**. This allows the lens to be more scratch/dust resistance than uncoated lenses.

Each Hunters HD Gold® lens is made one at a time with exceptionally accurate and error-free surface quality with a proprietary optical lens generator. This process with 4 point quality inspections processes ensures each lens is made with precise optical detail. Hunters HD Gold® Lenses are made in **Alabama**, supporting **Alabama Veterans and Families**.

All **OSHA-approved prescription and non-prescription** safety glasses must have markings specified by the ANSI Z87+1-2020 standard on both the lenses and the frame of the eyewear. Hunters HD Gold is rated and tested at ANSI Z87+1-2020 which gives you protection of .25" steel ball traveling at 150 fps. Hunters HD Gold® Rx use Z87+2 Safety Frames as well for prescriptions.

WILD BUNCH MATCH SPONSOR



<https://huntershgold.com/>

When shopping with Hunters HD Gold, we can customize your favorite frames, or you can pick a pair from our shop and then choose your lenses! If you are looking for a new pair of glasses, check out our new "Modern" Frames!
Made in America in the Great State of Alabama

BLACK POWDER MATCH SPONSOR



Scarlett Darlin', SASS #96680

<https://bulletsbyscarlett.com>

. Why Bullets by Scarlett?

Scarlett ONLY sells things that she ACTUALLY uses herself. If it is good enough for her, well its good enough for her customers. Scarlett, and the companies she represents, stand behind the products 100%. If there is an issue, let Scarlett know! Acme Bullet Co, American Pioneer Powder, Rugged Gear Gun Carts & Accessories, Ryder Umbrella Mounts & Shotshell Sizer, Rio Grande Custom Grips, Shooters World Powders, Ballistol, Kingsnake's Bolt Blocks & Brass Magazine Caps, Slick McClade's Liquid Gold Hand Chalk, EAR, Inc Custom Hearing Protection

WARM UP MATCH SPONSOR

“Frank Canton’s Cowboy Posse”

El Viejo Lobo, Imis Twohofon, Jersey Bratt, May B Knott, Randy St Eagle, Ranger Dan, Ricochet Ruthie, River City Bly, Sapphire Rose, Shagbark Steve, Tombstone John, Whiskey Hayes, Yohan, Chickamauga Slim, Diamond Jake

MAN ON MAN SIDE MATCH SPONSOR

“The Demented Few Posse”

Randy St Eagle, Whiskey Hayes, Ricochet Ruthie, Chickamauga Slim, Shagbark Steve, Ranger Dan, May B Knott, Jersey Bratt, Imis Twohofon, Crazy Case, Tombstone John, Diamond Jake

Long Range Match Sponsor

Rod Kibler Saddlery

Custom saddles and gun leather

Vicky & Rod Kibler are committed to providing you with the very best product and service.

473 Mud Creek Road

Alto, GA 30510

706-778-3753

rksleather@jjuno.com

TEAM MATCH

LADY PEARL SEWS

SPEED PISTOL SPONSOR



<https://uniquetek.com/>

SPEED RIFLE SPONSOR

RIO BRAVO OLD WEST SUPPLY



<https://riobravooldwestsupply.com/>

SPEED SHOTGUN SPONSOR

CODY KID AND BUXOM BOO

4 GUN SPONSOR

TN SSA



<https://tennesseeshootingsportsassociation.org/>

CUT THE ROPE



Randy St. Eagle



SPEED DERRINGER

Hopalong Mac McLin

SPEED POCKET PISTOL

CATTLE KATE



<https://www.cattlekate.com>

SPEED RIFLE 22

MAYHEM'S MERCANTILE



<https://mayhemsmerc.com/>

DOOR PRIZE SPONSORS

Bullets By Scarlett

Cattle Kate

Chas B Wolfson & Apple Annie

Chickamauga Slim & Ricochet Ruthie

CSA Bullet & Shot, LLC

Denham's Dry Goods and Leather

Evil Roy Shooting School

Fredrick's of Deadwood aka

Dances With Toe Shoes

Graf and Son's

Hopalong Mac Mclin

Hornady

Hunter's HD Gold

Jack Daniel's Distillery

Kitty's Kloset

Lady Pearl

Mayhem's Mercantile

Midway USA

Pickpocket Kate & Suttie

Rio Bravo Old West Supply

Ruger

Smokin Iron & Honey B Quick aka

Hit More Steel

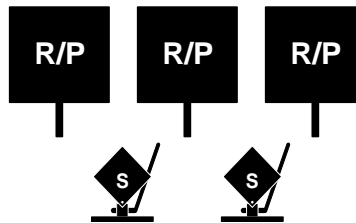
Uniquetek

Vista Outdoors (Hoppes & Champion)

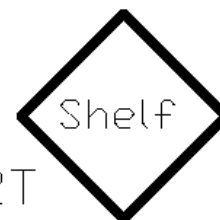
Whiskey Hayes

Stage #1 Dance Hall
STAGE SPONSORED BY:
THE BAMA BOYS

**Blue Wolf, Hopalong Mac McLin, El Viejo Lobo, Big Iron Ranger,
River City Bly, Crazy Case**



START



Stage #1

DANCE HALL

Gus enters the Dance Hall and there stands Miss Lorena pretty as a picture. Gus prances over and asks, "Want to dance cowgirl?"

Ammo: 10 Pistol, 10 Rifle, 2+ Shotgun.

BEGIN standing at shooter's discretion at right gun shelf with both hands on shelf (side rails are part of the shelf). Pistols are holstered. Rifle is staged on right gun shelf. Shotgun is staged on left gun shelf.

LINE: "Want to dance cowgirl?"

At the Buzzer:

- ❖ Gun order is rifle, shotgun, pistols.
- ❖ Rifle shot from right gun shelf. Triple tap each rifle target and single tap a red KD. KD can be made up with rifle where staged or with shotgun from down range table
- ❖ Shotgun shot from left gun shelf. Engage the blue KD's in any order. Make shotgun safe.
- ❖ Pistols shot from center down range table. Triple tap each pistol target and single tap a red KD. KD can be made up with pistol or shotgun.

Down range table is not an expendable prop.

Load on Left
Unload on Right

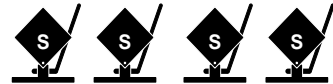
Stage #2 DEATH VALLEY STAGE SPONSORED BY

TNSSA



Ray Harvey

<https://tennesseeshootingsportsassociation.org/>



START



START



START

Stage #2
DEATH VALLEY

Blue Duck abducts Lorena and takes off across the desert. Gus gives chase but must kill his horse while fighting Blue Ducks gang of renegades. Gus takes aim shoots and says, "Take that you turkey!"

Ammo: 10 Pistol, 10 Rifle, 4+ Shotgun.

BEGIN standing at the ready at either end table with thumbs inside gun belt.

LINE: "Take that you turkey!"

At The Buzzer:

- ❖ Gun order is rifle not last.
- ❖ Rifle shot from center table. Beginning on any rifle target engage them in a 10 round double tap Nevada sweep. Make rifle safe.
- ❖ Pistol shot from left table. Beginning on any pistol target, engage them in a 10 round double tap Nevada sweep.
- ❖ Shotgun shot from right table. Engage the 4 KDs in any order. Make shotgun safe.

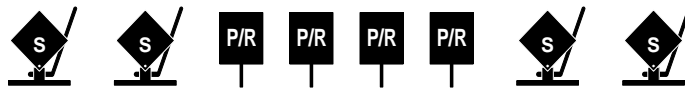
Load on Left
Unload on Right

Stage #3 TRESTLE STAGE SPONSORED BY


MERNICKLE HOLSTERS



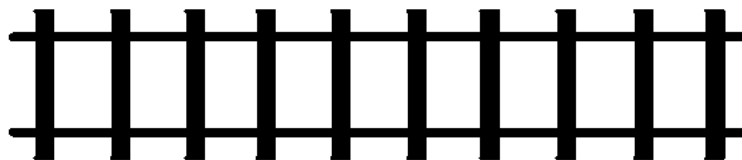
<https://www.mernickleholsters.com/>



START



START



Stage #3

TRESTLE

Captain Call is waiting for the train in Laredo, Texas. Call has been hired to bring Joey Garza to justice, but Joey had already started to hunt down Call. Captain Call gave chase while returning fire, but Joey was too far away and escaped. Call muttered under his breath “You’re a bad one Joey!”

Ammo: 10 Pistol, 10 Rifle, 4+ Shotgun.

BEGIN standing at shooters discretion with one hand touching your face and the other hand touching any gun. Rifle is staged on left or right table. Shotgun is staged on opposite table from rifle.

LINE: “You’re a bad one Joey!”

At the Buzzer:

- ❖ Gun order is pistols last.
- ❖ Rifle shot from staged location. Starting on either end rifle target, engage the rifle targets with a regressive sweep. 4(T1), 3(T2),2(T3),1(T4) Make rifle safe.
- ❖ Shotgun shot anywhere from staged location to down range table.
- ❖ Engage 4 KDs in any order. Make shotgun safe.
- ❖ Pistols shot from a safe location. Starting on either end pistol target engage the pistol targets in a regressive sweep. 4(T1), 3(T2),2(T3),1(T4)

Down range table is not an expendable prop.



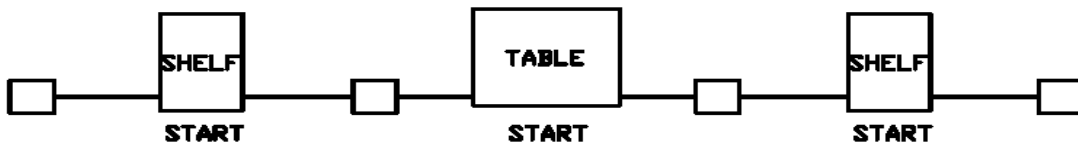
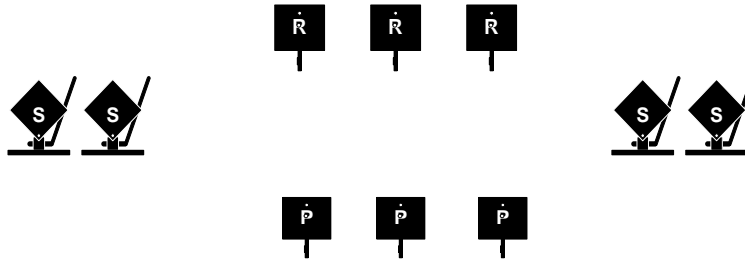
Load on Left
Unload on Right

Stage #4 LIVERY STABLE
STAGE SPONSORED BY:



THE DEPUTY BUNNY POSSE

Cardboard Cowboy, Foxy Filly, Markie Black Diamond Gem,
Chickamauga Slim, Ricochet Ruthie, ToyBoy Bandito, Randy St Eagle,
Gunbutcher, Doc K B May, Tn Missy, Whiskey Hayes, Cumberland
Drifter, Reno Mustang, Dodge City Dixie, Brada Tat Tat, Dirty Nerdy,
Papa Oso, Nantahala Ned, Frank Buckshot, English Tom, Imis Tohofon,
Jersey Bratt, HT Terry,
RIP: Black Diamond Nicki, Deputy Bunny, Papa Dave



Stage #4

LIVERY STABLE

Gus is taking it easy in the Livery Stable on a quiet Texas afternoon when suddenly, a band of Mexican bandits' ride by shooting, shouting, and stealing horses. Gus returns fire and says "Dang, we just stole them horses."

Ammo: 10 Pistol, 10 Rifle, 4+ Shotgun.

BEGIN standing at shooter's discretion at any staged gun location with both hands touching hat brim. Pistols are holstered. Rifle is staged on center table. Shotgun is staged on right or left window gun shelf.

LINE: **"We just stole them horses."**

At the Buzzer:

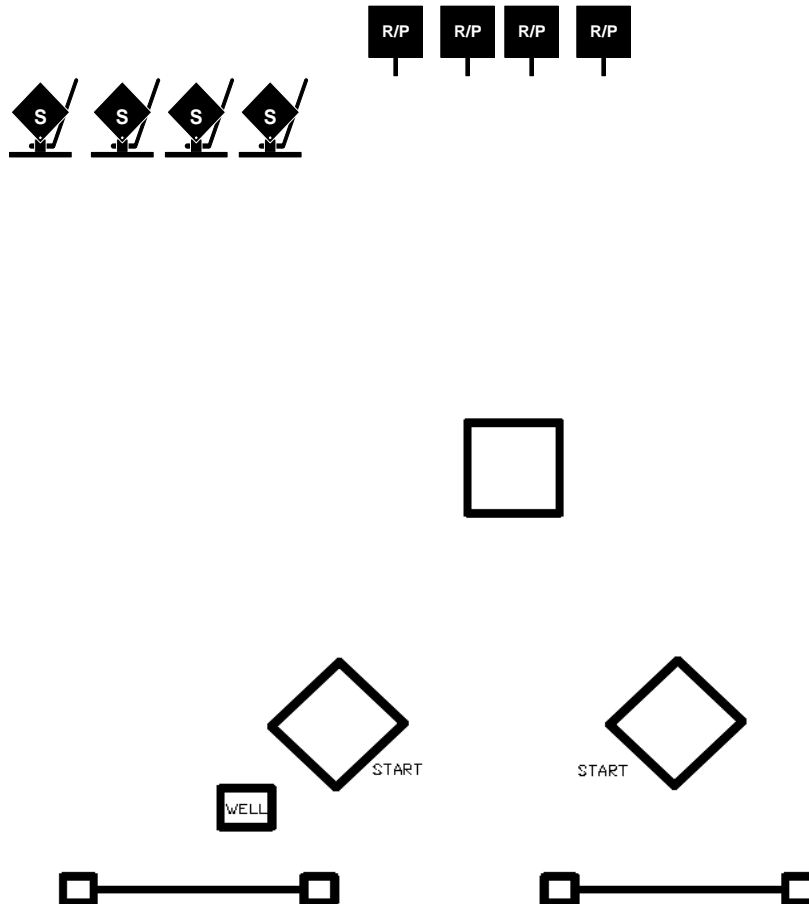
- ❖ Gun order is rifle not last.
- ❖ Pistols shot from center table. Starting on the center pistol target. Double tap the center pistol target then triple tap either outside pistol target then double tap the center pistol target then triple tap opposite outside pistol target.
- ❖ Rifle shot from center table. Starting on the center rifle target. Double tap the center rifle target then triple tap either outside rifle target then double tap the center rifle target then triple tap opposite outside rifle target. Make rifle safe
- ❖ Shotgun shot from left and right gun shelf. Engage the KD's in any order. Makeups from originally engaged location only. Make shotgun safe. (Shooter can split the shotgun.)

Load on Left
Unload on Right

Stage #5 CORRAL
STAGE SPONSORED BY:



Matt Hamilton
www.hamiltondrygoods.com



Stage #5

CORRAL

Call is breaking a Kiowa mare he and Gus had stolen from a band of Kiowa. The Kiowa want the horse back. The air is filled with arrows and bullets. When the dust settles all the Kiowa bandits are killed plus the mare. Call kicks at the dirt exclaiming “Horse isn’t worth dying for.”

Ammo: 10 Pistol, 10 Rifle, 4+ Shotgun.

BEGIN standing at shooter’s discretion at right or left table with both hands touching hat brim. Pistols are holstered. Rifle is staged on right table. Shotgun is staged on left table.

LINE: “Horse isn’t worth dying for.”

At the Buzzer:

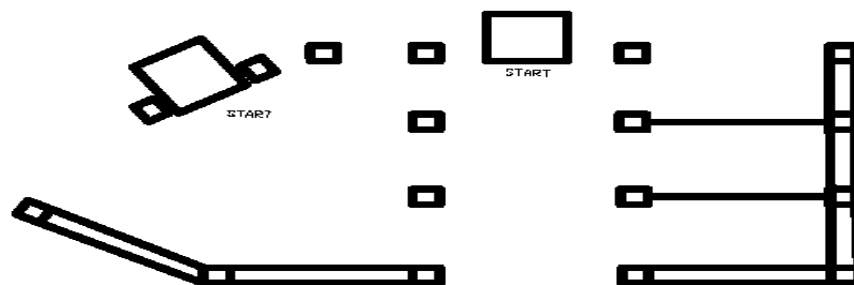
- ❖ Gun order is pistols last.
- ❖ Rifle shot from right table. In any order single tap each outside rifle target and quad tap each inside rifle target. Make rifle safe.
- ❖ Shotgun shot from left table engage KD’s in any order. Makeups from anywhere on the firing line. Make shotgun safe.
- ❖ Pistols shot from down range table. In any order single tap each outside pistol target and quad tap each inside pistol target.

Down range table is not an expendable prop.

Load on Left
Unload on Right

Stage #6 MINE SHAFT
STAGE SPONSORED BY:
CSA BULLET & SHOT

CSA BULLETS & SHOT LLC.
Col. Tuscarora (a.k.a. Lyle Carter) Also available on Facebook
email at : rebelrouser@mindspring.com phone # 256-426-0856



Stage #6

MINE SHAFT

Gus and Pea Eye took refuge in an old mine shaft while being chased by a Sioux war party. Gus told Pea Eye to start looking for gold while he fought off the Sioux. Pea Eye told Gus gold won't do them any good if they're killed. Gus told Pea "Dead or alive I want to be rich."

Ammo: 10 Pistol, 9 Rifle, 4+ Shotgun.

BEGIN standing at shooters discretion at left or right table with one hand on the table. Pistols are holstered. Rifle is staged on right table. Shotgun is staged on left table.

LINE: "I want to be rich."

At The Buzzer:

- ❖ Gun order is rifle not last.
- ❖ Rifle and pistols shot from right table. Using rifle and pistols, engage the targets in an 1873 salute as a round count. Targets are numbered left to right.
- ❖ Shotgun shot from left table. Engage the KD's in any order. Make shotgun safe.

Load on Left.

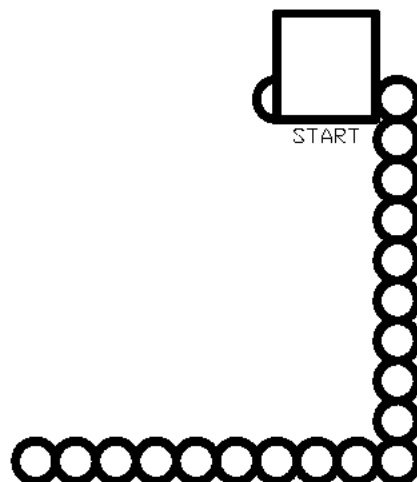
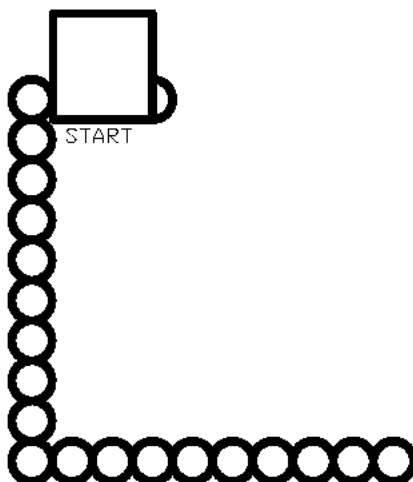
Unload on Right.

Stage #8 FORT
STAGE SPONSORED BY:

BULLSEYE GUN & RANGE



Ken, Annette, Caleb, & Kelly
130 Shelby St
Murfreesboro, TN 37127
Bullseyeboro.com



Stage #8

FORT

Newt is trying to stop the Cavalry from taking Dish's horse when the army scout begins whipping Newt with his quirt. Captain Call sees the ruckus and knocks the scout from his horse. Gus rides up and lassos Call before he kills the scout. Woodrow explains to the crowd "I don't tolerate rude behavior."

Ammo: 10 Pistol, 10 Rifle, 4+ Shotgun.

BEGIN standing at any table with both hands touching a 2x4 post. Pistols are holstered. Rifle is staged on center table. Shotgun is staged on any table.

LINE: "I don't tolerate rude behavior."

At the Buzzer:

- ❖ Gun order is rifle not last.
- ❖ Rifle shot from staged location. Single tap the center rifle target then double tap each outside rifle target. Repeat the instructions with the remaining 5 rounds. Make rifle safe.
- ❖ Shotgun shot from right table. Engage KDs in any order. Make shotgun safe.
- ❖ Pistols shot from left table. Single tap the center pistol target then double tap each outside pistol target. Repeat the instructions with the remaining 5 rounds.

Load on Right.
Unload on Left.

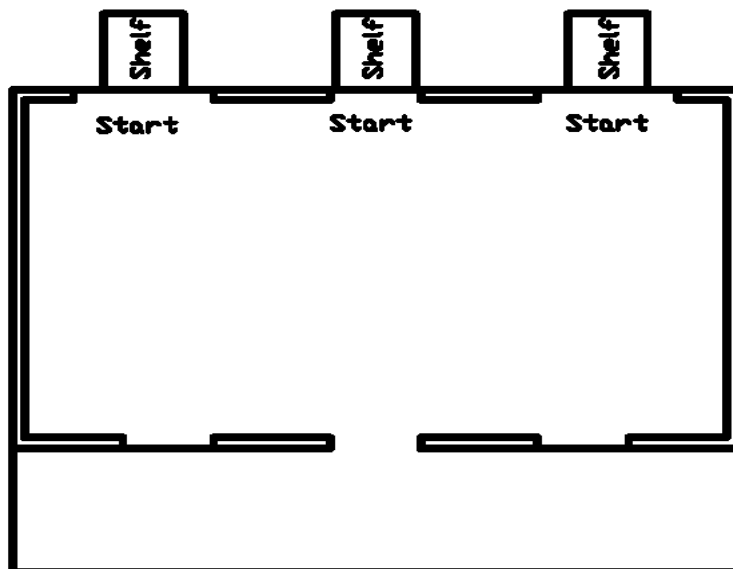
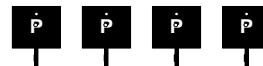
Stage #9 Jersey Lilly
STAGE SPONSORED BY:



kittysklosetemp@gmail.com

808-622-0948

900 Riverwalk, Irmo SC 29063



Stage #9

Jersey Lilly

Judge Roy Bean was sitting on the porch of the Jersey Lilly when a shot rang out and struck the Judge right in his breadbasket. Judge Bean fired a couple of shots, but they were in vain. As the Judge sat there bleeding to death Joey rode up and said you wanted to hang me now, “I’m going to hang you.”

Ammo: 10 Pistol, 10 Rifle, 4+ Shotgun.

BEGIN standing at any window with both hands touching window frame. Pistols are holstered. Rifle is staged in any window. Shotgun is staged on left shelf.

LINE: “I’m going to hang you.”

At the Buzzer:


- ❖ Gun order is rifle not last.
- ❖ Pistols shot from right window. In any order, engage each blue pistol target with 2 rounds and each black pistol target with 3 rounds.
- ❖ Rifle shot from any window. In any order, engage each blue rifle target with 2 rounds and each black rifle target with 3 rounds. Make rifle safe.
- ❖ Shotgun shot from left window. Engage the KD’s in any order. Make shotgun safe.

Load on Left.

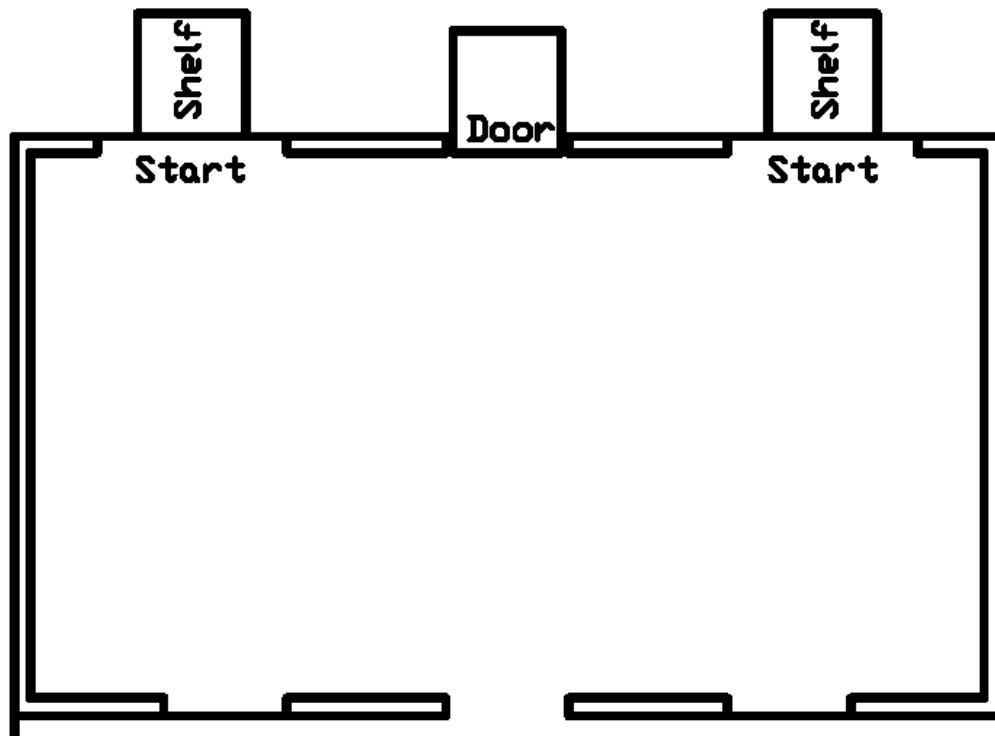
Unload on Right

Stage #10 CANTINA
STAGE SPONSORED BY:

DENHAM'S



<https://denhamenterprises.net/>



Stage #10

CANTINA

Gus enters the Cantina and tells the barkeep he would like a shot of whiskey. The barkeep ignores him, so Gus whacks him with his pistol. The barkeep asks Gus why he hit him. Gus throws a shot glass in the air shooting it with his pistol then asks the barkeep “You prefer being shot?”

Ammo: 10 Pistol, 10 Rifle, 4+ Shotgun.

BEGIN standing at left or right window at shooters discretion. Pistols are holstered. Rifle is staged on center table. Shotgun is staged anywhere.

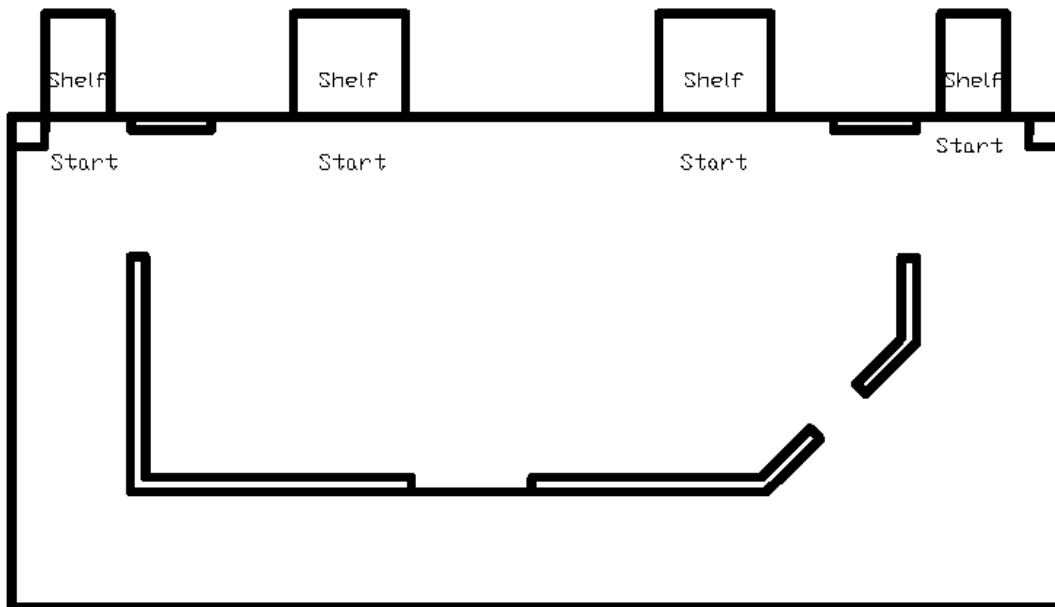
LINE: **“You prefer being shot?”**

At The Buzzer:

- ❖ Gun order is rifle not last.
- ❖ Shotgun shot from right window. Engage the 4 knockdowns in any order.
- ❖ Rifle shot from center table. From either end, engage the rifle targets in the following order. 1 on target(1), 2(3), 1(2), 2(3), 1(4), 2(3), 1(5).
- ❖ Pistols shot from left window. Starting on either end, engage the pistol targets in the following order. 1 on target (1), 2(3), 1(2), 2(3), 1(4), 2(3), 1(5)

Load on Right.
Unload on Left

Stage #11 WELLS FARGO
STAGE SPONSORED BY:



Stage #11

WELLS FARGO

Woodrow was in the bank to withdraw money to buy a wagon and mule to take Gus back to Lonesome Dove. Woodrow stepped up to the teller when a masked man pushed Woodrow aside told everyone hands up. Woodrow flew hot, smacked the bandit with his rifle and opened fire as the bandit fled the bank.

Ammo: 10 Pistol, 10 Rifle, 4+ Shotgun.

BEGIN standing at shooter's discretion inside the bank with hands at low surrender. Pistols are holstered. Rifle is staged on either inside gun shelf. Shotgun is staged on right outside gun shelf.

Line: **"Hands up."**

At the Buzzer:

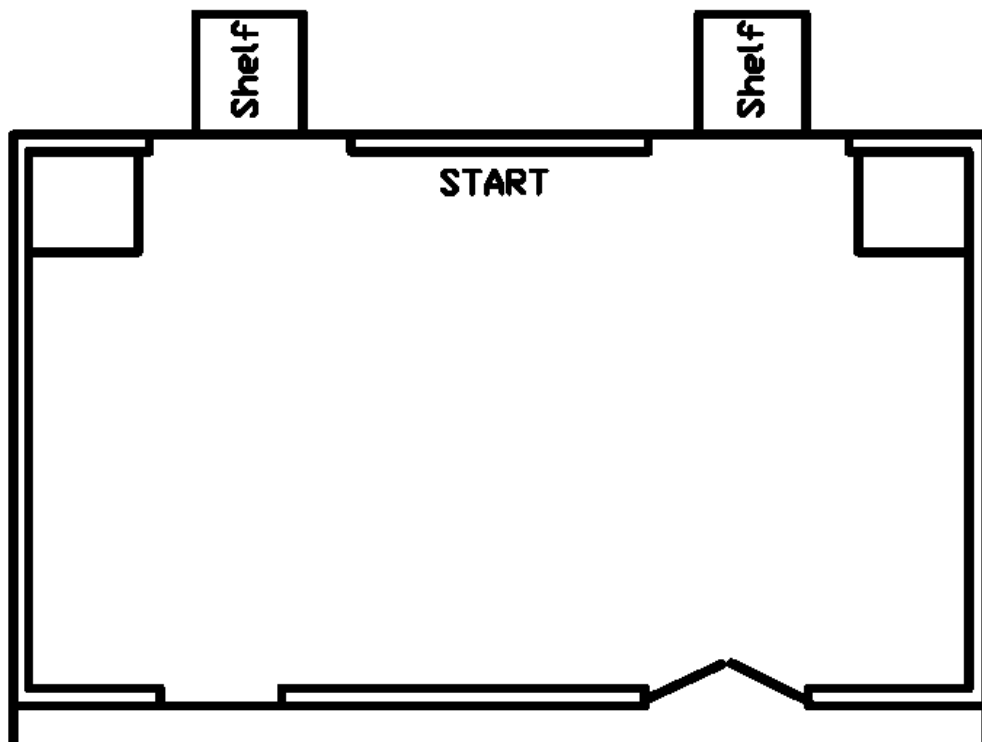
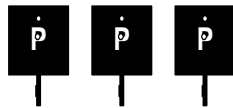
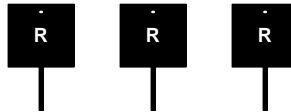
- ❖ Gun order is rifle first. Pistols and shotgun in any order.
- ❖ Pistols shot from left outside gun shelf. Starting on either outside pistol target single tap P1, triple tap P2, single tap P3. Repeat instructions with remaining 5 rounds.
- ❖ Rifle shot from inside bank. Starting on either end rifle target single tap R1, triple tap R2, single tap R3. Repeat instructions with remaining 5 rounds. Make rifle safe.
- ❖ Shotgun shot from right outside gun shelf engage KD's in any order. Make shotgun safe.

Load on Left.

Unload on Right

Stage #13 GRAFTON'S
STAGE SPONSORED BY:

CODY KID and BUCCM BOO
AKA: Ronald and Marty Ligon



Stage #13

GRAFTON'S

Gus steps into Grafton's saloon and sees Lorie darling sitting all by her lonesome. Gus saunters over and asks Lorie if she feels like a game of cards. Lorie tells Gus she is not playing because he cheats. Then comes Dish busting through the door shouting she is my girl, Gus. Gus replies "We'll see about that!"

Ammo: 10 Pistol, 10 Rifle, 4+ Shotgun.

BEGIN standing at shooter's discretion at either gun shelf with both hands touching gun or guns. Pistols are holstered. Shotgun is staged in right window. Rifle is staged in either window.

Line: **"We'll see about that!"**

At the Buzzer:

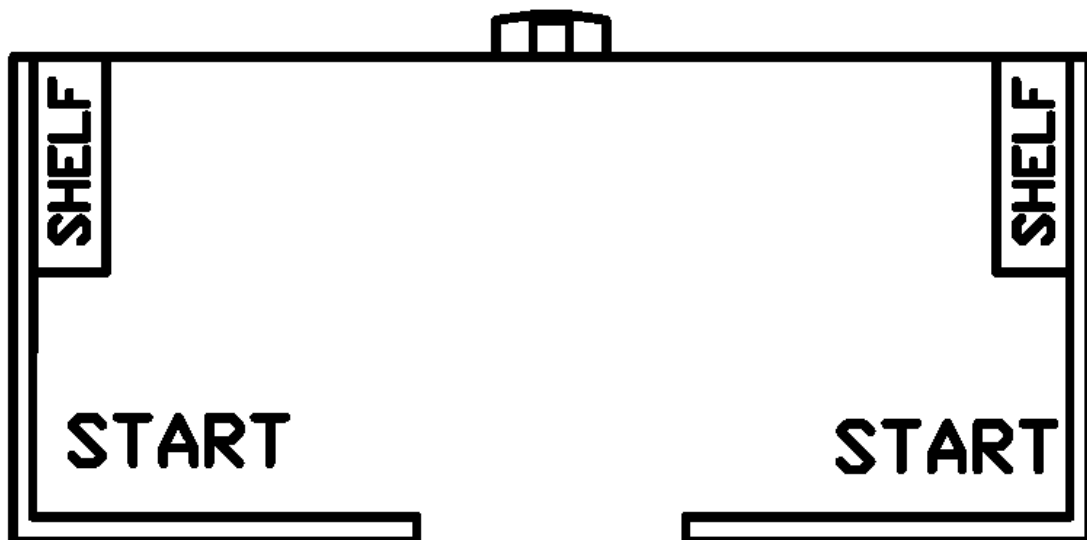
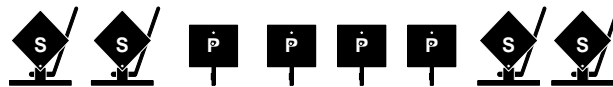
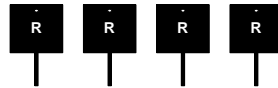
- ❖ Gun order is rifle not last.
- ❖ Pistols shot from left window. Starting on center pistol target. Quad tap the center pistol target then triple tap each outside pistol target.
- ❖ Rifle shot from staged location. Starting on the center rifle target. Quad tap the center rifle target then triple tap each outside rifle target. Make rifle safe
- ❖ Shotgun shot from right window. Engage KD's in any order. Make shotgun safe.

Load on Right.
Unload on Left.

Stage #15 GALLOWS
STAGE SPONSORED BY:



<https://greenrivergunslingers.com/>



Stage #15

GALLOWS

Blue Duck was being escorted to the gallows to be hung. Blue Duck suddenly crashed through a 3rd floor window of the jail house falling to his death. As shots rang out in celebration for the death of Blue Duck Woodrow knelt over the body and said, “Well you didn’t hang but you didn’t fly neither.”

Ammo: 10 Pistol, 10 Rifle, 4+ Shotgun.

BEGIN standing at shooters discretion with both hands on trip handle (handle is in the forward position). Pistols are holstered. Rifle is staged on either gun shelf. Shotgun is staged on opposite gun shelf.

LINE: **“You didn’t fly.”**

At the Buzzer:

- ❖ Gun order is rifle not last.
- ❖ Shotgun engage knockdowns in any order. Make shotgun safe.
- ❖ Rifle starting on either end rifle target. Single tap R1 and R4 then starting on R1 double tap sweep the rifle targets. Make rifle safe.
- ❖ Pistols starting on either end pistol target. Single tap P1 and P4 then starting on P1 double tap sweep the pistol targets.

Load on Right
Unload on Left

The Wartrace Regulators want to thank you for making this a successful 2023 Tennessee State SASS Championship.

For anyone interested in becoming a member of the Wartrace Regulator's Club, please visit our web site **wartraceregulators.com** to print an application form.

We hope to see you again at our next monthly match held on the first and third Saturday of each month or at the 2024 Tennessee State SASS Championship.

State Match Committee Members

Chickamauga Slim
Dodge City Dixie
Frank Buckshot
Jersey Bratt
Imiss Twohofon
Pick Pocket Kate
Randy St. Eagle
Reno Mustang
Richochet Ruthie
Suttie
Tennessee Williams
Whiskey Hayes



SASS


and the



WR WARTRACE REGULATORS

WANT TO THANK YOU FOR SHOOTING

"THE REGULATORS RECKONING"



Y'ALL COME BACK NEXT YEAR





2023 REGULATORS RECKONING TENNESSEE STATE CHAMPIONSHIP

Personal Score Sheet

Alias _____

Stage	Raw Time	Misses x5	Procedural x10	Bonus	Other	Total Time
STAGE 1 DANCE HALL						
STAGE 2 DEATH VALLEY						
STAGE 3 TRESTLE						
STAGE 4 LIVERY STABLE						
STAGE 5 CORRAL						
STAGE 6 MINE SHAFT						
STAGE 8 FORT						
STAGE 9 JERSEY LILLY						
STAGE 10 CANTINA						
STAGE 11 WELLS FARGO						
STAGE 13 GRAFTON'S						
STAGE 15 GALLOWS						

